

Personal and Real Property - TOTALS

L-4024

ST. CLAIR County

Statement of acreage and valuation in the year 2021 made in accordance with Sections 209.1 - 209.8 of the Michigan Compiled Laws.


Township or City	Number of Acres Assessed	Total Real Property Valuations		Personal Property Valuations		Total Real Plus Personal Property	
	(Col. 1) Acres Hundredths	(Col. 2) Assessed Valuations	(Col. 3) Equalized Valuations	(Col. 4) Assessed Valuations	(Col. 5) Equalized Valuations	(Col. 6) Assessed Valuations	(Col. 7) Equalized Valuations
CITY OF ALGONAC	686.89	149,308,400	149,308,400	3,506,500	3,506,500	152,814,900	152,814,900
CITY OF MARINE CITY	983.40	144,900,400	144,900,400	6,446,800	6,446,800	151,347,200	151,347,200
CITY OF MARYSVILLE	2,079.48	418,894,500	418,894,500	69,920,700	69,920,700	488,815,200	488,815,200
CITY OF MEMPHIS	145.86	9,600,500	9,600,500	309,000	309,000	9,909,500	9,909,500
CITY OF RICHMOND	153.47	486,500	486,500	43,500	43,500	530,000	530,000
CITY OF PORT HUROI	1,170.68	778,815,300	778,815,300	54,365,900	54,365,900	833,181,200	833,181,200
CITY OF ST. CLAIR	620.52	246,787,300	246,787,300	20,492,000	20,492,000	267,279,300	267,279,300
CITY OF YALE	461.54	43,080,200	43,080,200	2,924,700	2,924,700	46,004,900	46,004,900
BERLIN TOWNSHIP	22,202.79	173,198,338	173,198,338	4,710,100	4,710,100	177,908,438	177,908,438
BROCKWAY TOWNSH	17,937.00	92,026,800	92,026,800	3,047,200	3,047,200	95,074,000	95,074,000
BURTCHVILLE TOWN	8,272.64	186,178,500	186,178,500	3,879,500	3,879,500	190,058,000	190,058,000
CASCO TOWNSHIP	22,149.68	217,444,900	217,444,900	21,603,700	21,603,700	239,048,600	239,048,600
CHINA TOWNSHIP	20,271.39	282,265,300	282,265,300	307,768,100	307,768,100	590,033,400	590,033,400
CLAY TOWNSHIP	4,190.63	720,335,282	720,335,282	11,527,900	11,527,900	731,863,182	731,863,182
CLYDE TOWNSHIP	14,615.66	232,120,900	232,120,900	10,348,600	10,348,600	242,469,500	242,469,500
COLUMBUS TOWNSH	21,649.08	207,263,700	207,263,700	70,562,900	70,562,900	277,826,600	277,826,600
COTTRELLVILLE TOW	12,020.28	180,161,200	180,161,200	7,526,400	7,526,400	187,687,600	187,687,600
EAST CHINA TOWNSH	1,650.46	384,567,500	384,567,500	239,250,900	239,250,900	623,818,400	623,818,400
EMMETT TOWNSHIP	21,670.40	125,273,800	125,273,800	5,234,200	5,234,200	130,508,000	130,508,000
FORT GRATIOT TOWN	5,786.61	588,952,100	588,952,100	24,429,000	24,429,000	613,381,100	613,381,100
GRANT TOWNSHIP	14,961.31	92,735,990	92,735,990	6,064,600	6,064,600	98,800,590	98,800,590
GREENWOOD TOWN	19,883.82	154,923,700	154,923,700	36,736,000	36,736,000	191,659,700	191,659,700
IRA TOWNSHIP	9,688.89	265,562,700	265,562,700	87,976,000	87,976,000	353,538,700	353,538,700
KENOCKEE TOWNSH	22,048.58	116,967,100	116,967,100	14,038,000	14,038,000	131,005,100	131,005,100
KIMBALL TOWNSHIP	14,859.21	352,283,950	352,283,950	24,777,300	24,777,300	377,061,250	377,061,250
LYNN TOWNSHIP	21,271.16	78,219,200	78,219,200	5,710,300	5,710,300	83,929,500	83,929,500
MUSSEY TOWNSHIP	19,661.60	168,765,700	168,765,700	11,573,300	11,573,300	180,339,000	180,339,000
PORT HURON TOWN	4,814.67	325,912,000	325,912,000	20,329,700	20,329,700	346,241,700	346,241,700

Real Property Equalized by County Board of Commissioners							
Township or City	(Col. 1) Agricultural	(Col. 2) Commercial	(Col. 3) Industrial	(Col. 4) Residential	(Col. 5) Timber-Cutover	(Col. 6) Developmental	(Col. 7) Total Real Property
RILEY TOWNSHIP	34,545,100	3,957,900	834,100	148,649,700	0	0	187,986,800
ST. CLAIR TOWNSHIP	26,800,600	18,735,500	4,847,000	350,035,500	0	0	400,418,600
WALES TOWNSHIP	20,142,400	2,890,500	1,205,900	125,444,400	0	0	149,683,200
Total for County	481,816,700	763,780,500	543,518,300	5,686,004,860	0	0	7,475,120,360

OFFICE OF THE COUNTY BOARD OF COMMISSIONERS OF ST. CLAIR COUNTY

WE HEREBY CERTIFY that the foregoing is a true statement of the number of acres of land, the value of the real property and of the personal property, the aggregate valuation of the real property and personal property, the equalized and assessed valuations of real property classifications in each township and city in said county as equalized by the Board of Commissioners in April of the reporting year, at a meeting of said board held in pursuant to the provisions of sections 209.1 – 209.8, MCL. I further certify that said statement does not embrace any property taxed under P.A. 77 of 1951; P.A. 68 of 1963; P.A. 199 of 1974; P.A. 385 of 1994; P.A. 224 of 1995; P.A. 147 of 1992 or Section 5 of Article IX of the Constitution of the

Dated April 15, 2021



 Equalization Director



 Clerk of the Board of Commissioners



 Chairperson of Board of Commissioners

Equalized Valuations - REAL

L-4024

ST. CLAIR County

Statement of acreage and valuation in the year 2021 made in accordance with Sections 209.1 - 209.8 of the Michigan Compiled Laws.


Real Property Equalized by County Board of Commissioners							
Township or City	(Col. 1) Agricultural	(Col. 2) Commercial	(Col. 3) Industrial	(Col. 4) Residential	(Col. 5) Timber-Cutover	(Col. 6) Developmental	(Col. 7) Total Real Property
CITY OF ALGONAC	0	14,195,200	43,500	135,069,700	0	0	149,308,400
CITY OF MARINE CIT	0	24,812,300	10,494,600	109,593,500	0	0	144,900,400
CITY OF MARYSVILLE	0	50,292,900	59,975,000	308,626,600	0	0	418,894,500
CITY OF MEMPHIS	0	1,313,100	507,600	7,779,800	0	0	9,600,500
CITY OF RICHMOND	0	325,400	161,100	0	0	0	486,500
CITY OF PORT HURO	0	186,795,200	45,116,200	546,903,900	0	0	778,815,300
CITY OF ST. CLAIR	0	32,386,200	14,745,000	199,656,100	0	0	246,787,300
CITY OF YALE	168,300	10,694,800	1,453,000	30,764,100	0	0	43,080,200
BERLIN TOWNSHIP	30,317,800	1,306,400	48,500	141,525,638	0	0	173,198,338
BROCKWAY TOWNSH	29,990,100	3,195,900	716,200	58,124,600	0	0	92,026,800
BURTCHVILLE TOWN	9,000,200	6,311,200	194,300	170,672,800	0	0	186,178,500
CASCO TOWNSHIP	24,779,900	18,975,000	7,442,200	166,247,800	0	0	217,444,900
CHINA TOWNSHIP	37,858,100	5,830,800	80,543,900	158,032,500	0	0	282,265,300
CLAY TOWNSHIP	3,648,000	33,010,000	3,290,700	680,386,582	0	0	720,335,282
CLYDE TOWNSHIP	12,728,700	4,736,400	377,700	214,278,100	0	0	232,120,900
COLUMBUS TOWNSH	27,129,200	6,614,900	3,925,000	169,594,600	0	0	207,263,700
COTTRELLVILLE TOV	16,039,500	3,094,700	2,116,200	158,910,800	0	0	180,161,200
EAST CHINA TOWNSI	824,900	10,574,400	188,118,900	185,049,300	0	0	384,567,500
EMMETT TOWNSHIP	23,785,400	3,535,500	38,700	97,914,200	0	0	125,273,800
FORT GRATIOT TOWI	6,084,800	163,862,400	131,100	418,873,800	0	0	588,952,100
GRANT TOWNSHIP	25,790,600	1,236,900	1,758,000	63,950,490	0	0	92,735,990
GREENWOOD TOWN	31,724,900	61,300	77,807,800	45,329,700	0	0	154,923,700
IRA TOWNSHIP	10,924,000	20,860,900	12,933,000	220,844,800	0	0	265,562,700
KENOCKEE TOWNSH	28,486,400	1,099,600	1,126,900	86,254,200	0	0	116,967,100
KIMBALL TOWNSHIP	11,322,400	44,990,200	8,069,600	287,901,750	0	0	352,283,950
LYNN TOWNSHIP	36,917,900	185,500	650,900	40,464,900	0	0	78,219,200
MUSSEY TOWNSHIP	32,807,500	12,855,100	5,309,600	117,793,500	0	0	168,765,700
PORT HURON TOWN	0	75,044,400	9,536,100	241,331,500	0	0	325,912,000

Township or City	Number of Acres Assessed	Total Real Property Valuations		Personal Property Valuations		Total Real Plus Personal Property	
	(Col. 1) Acres Hundredths	(Col. 2) Assessed Valuations	(Col. 3) Equalized Valuations	(Col. 4) Assessed Valuations	(Col. 5) Equalized Valuations	(Col. 6) Assessed Valuations	(Col. 7) Equalized Valuations
RILEY TOWNSHIP	22,619.48	187,986,800	187,986,800	5,021,300	5,021,300	193,008,100	193,008,100
ST. CLAIR TOWNSHIP	15,078.79	400,418,600	400,418,600	59,155,200	59,155,200	459,573,800	459,573,800
WALES TOWNSHIP	21,177.74	149,683,200	149,683,200	27,455,600	27,455,600	177,138,800	177,138,800
Totals for County	364,783.71	7,475,120,360	7,475,120,360	1,166,734,900	1,166,734,900	8,641,855,260	8,641,855,260

OFFICE OF THE COUNTY BOARD OF COMMISSIONERS OF ST. CLAIR COUNTY

WE HEREBY CERTIFY that the foregoing is a true statement of the number of acres of land, the value of the real property and of the personal property, the aggregate valuation of the real property and personal property, the equalized and assessed valuations of real property classifications in each township and city in said county as equalized by the Board of Commissioners in April of the reporting year, at a meeting of said board held in pursuant to the provisions of sections 209.1 – 209.8, MCL. I further certify that said statement does not embrace any property taxed under P.A. 77 of 1951; P.A. 68 of 1963; P.A. 199 of 1974; P.A. 385 of 1994; P.A. 224 of 1995; P.A. 147 of 1992 or Section 5 of Article IX of the Constitution of the State of Michigan.

Dated April 15, 2021



 Equalization Director



 Clerk of the Board of Commissioners



 Chairperson of Board of Commissioners

Assessed Valuations - REAL

L-4024

ST. CLAIR County

Statement of acreage and valuation in the year 2021 made in accordance with Sections 209.1 - 209.8 of the Michigan Compiled Laws.

Real Property Assessed Valuations Approved by Boards of Review							
Township or City	(Col. 1) Agricultural	(Col. 2) Commercial	(Col. 3) Industrial	(Col. 4) Residential	(Col. 5) Timber-Cutover	(Col. 6) Developmental	(Col. 7) Total Real Property
CITY OF ALGONAC	0	14,195,200	43,500	135,069,700	0	0	149,308,400
CITY OF MARINE CITY	0	24,812,300	10,494,600	109,593,500	0	0	144,900,400
CITY OF MARYSVILLE	0	50,292,900	59,975,000	308,626,600	0	0	418,894,500
CITY OF MEMPHIS	0	1,313,100	507,600	7,779,800	0	0	9,600,500
CITY OF RICHMOND	0	325,400	161,100	0	0	0	486,500
CITY OF PORT HUROP	0	186,795,200	45,116,200	546,903,900	0	0	778,815,300
CITY OF ST. CLAIR	0	32,386,200	14,745,000	199,656,100	0	0	246,787,300
CITY OF YALE	168,300	10,694,800	1,453,000	30,764,100	0	0	43,080,200
BERLIN TOWNSHIP	30,317,800	1,306,400	48,500	141,525,638	0	0	173,198,338
BROCKWAY TOWNSH	29,990,100	3,195,900	716,200	58,124,600	0	0	92,026,800
BURTCHVILLE TOWNS	9,000,200	6,311,200	194,300	170,672,800	0	0	186,178,500
CASCO TOWNSHIP	24,779,900	18,975,000	7,442,200	166,247,800	0	0	217,444,900
CHINA TOWNSHIP	37,858,100	5,830,800	80,543,900	158,032,500	0	0	282,265,300
CLAY TOWNSHIP	3,648,000	33,010,000	3,290,700	680,366,582	0	0	720,335,282
CLYDE TOWNSHIP	12,728,700	4,736,400	377,700	214,278,100	0	0	232,120,900
COLUMBUS TOWNSHI	27,129,200	6,614,900	3,925,000	169,594,600	0	0	207,263,700
COTTRELLVILLE TOW	16,039,500	3,094,700	2,116,200	158,910,800	0	0	180,161,200
EAST CHINA TOWNSH	824,900	10,574,400	188,118,900	185,049,300	0	0	384,567,500
EMMETT TOWNSHIP	23,785,400	3,535,500	38,700	97,914,200	0	0	125,273,800
FORT GRATIOT TOWN	6,084,800	163,862,400	131,100	418,873,800	0	0	588,952,100
GRANT TOWNSHIP	25,790,600	1,236,900	1,758,000	63,950,490	0	0	92,735,990
GREENWOOD TOWNS	31,724,900	61,300	77,807,800	45,329,700	0	0	154,923,700
IRA TOWNSHIP	10,924,000	20,860,900	12,933,000	220,844,800	0	0	265,562,700
KENOCKEE TOWNSHI	28,486,400	1,099,600	1,126,900	86,254,200	0	0	116,967,100
KIMBALL TOWNSHIP	11,322,400	44,990,200	8,069,600	287,901,750	0	0	352,283,950
LYNN TOWNSHIP	36,917,900	185,500	650,900	40,464,900	0	0	78,219,200
MUSSEY TOWNSHIP	32,807,500	12,855,100	5,309,600	117,793,500	0	0	168,765,700
PORT HURON TOWNS	0	75,044,400	9,536,100	241,331,500	0	0	325,912,000

Real Property Assessed Valuations Approved by Boards of Review							
Township or City	(Col. 1) Agricultural	(Col. 2) Commercial	(Col. 3) Industrial	(Col. 4) Residential	(Col. 5) Timber-Cutover	(Col. 6) Developmental	(Col. 7) Total Real Property
RILEY TOWNSHIP	34,545,100	3,957,900	834,100	148,649,700	0	0	187,986,800
ST. CLAIR TOWNSHIP	26,800,600	18,735,500	4,847,000	350,035,500	0	0	400,418,600
WALES TOWNSHIP	20,142,400	2,890,500	1,205,900	125,444,400	0	0	149,683,200
Total for County	481,816,700	763,780,500	543,518,300	5,686,004,860	0	0	7,475,120,360


OFFICE OF THE COUNTY BOARD OF COMMISSIONERS OF ST. CLAIR COUNTY

WE HEREBY CERTIFY that the foregoing is a true statement of the number of acres of land, the value of the real property and of the personal property, the aggregate valuation of the real property and personal property, the equalized and assessed valuations of real property classifications in each township and city in said county as equalized by the Board of Commissioners in April of the reporting year, at a meeting of said board held in pursuant to the provisions of sections 209.1 – 209.8, MCL. I further certify that said statement does not embrace any property taxed under P.A. 77 of 1951; P.A. 68 of 1963; P.A. 199 of 1974; P.A. 385 of 1994; P.A. 224 of 1995; P.A. 147 of 1992 or Section 5 of Article IX of the Constitution of the

Dated April 15, 2021



 Equalization Director



 Clerk of the Board of Commissioners



 Chairperson of Board of Commissioners